



**مادة معلوماتية عن قطاع التعليم
الفني والتدريب المهني**

المحتويات

| | | | | | | | | | |
|---------|------|----|----|---|--|--|--|--|---|
| | | | | | | | | | |
| 2 | | | | | | | | | 1 |
| 4 - 3 | | | | | | | | | 2 |
| 7 - 5 | | | | | | | | | 3 |
| | | 14 | 26 | - | | | | | |
| | | 14 | 26 | - | | | | | |
| | 1990 | | | - | | | | | |
| 20 - 8 | | | | | | | | | 4 |
| | | | | | | | | | |
| | | | | | | | | | |
| | | | | | | | | | |
| 28 - 21 | | | | | | | | | 5 |
| 30 - 29 | | | | | | | | | 6 |
| 31 | | | | | | | | | 7 |
| 31 | | | | | | | | | 8 |

المدخل:

) :

تقرير عن قطاع التعليم الفني والمهني

(

.

.

...

.

- -

:

.

.

.

-

-

-

المراحل التي مر بها التعليم الفني والمهني:

1963 . 14 1962 26 -

1895

()

()

| | | | | |
|------|---------------|-----------|-------------|-------------|
| | | | | 1927 |
| | | | 1954 | . |
| | | | | LCC |
| | | | | . |
| | | | | 1936 |
| | | | 1937 | |
| 1949 | | | | |
| 1957 | | | | |
| | (N .R .S) | | (A .R.N) | |
| | | 1951 | | . |
| | () | |) | |
| | | | | (|
| | | 1961 | | |
| | | | | . (R.S.A) |
| | . 1963 | 14 | 1962 | 26 |
| | | | | - |

1990

-

1990

(2001-1992)

○

1992

1993

1995

(64)

1995

15

67

1997

(2001)

○

(46)

2001/4/4

/

الوضع الراهن للتعليم الفني والتدريب المهني :

:

89.565 (% 18)

(% 2.1) (% 85)

2000

2003

(% 2.9)

(137.862)

% 4)

(% 76.7)

(% 19.3)

(.468)

2003

2002

(2)

(% 39.8)

(% 60.2)

21.5)

2003

(% 78.5)

(%

(119.203)

()

(6

(4)

(96.496)

(9)

)
(54)

. 2003

2001-2000

4 (- -) 8

12 37

2003 - 2002

()

. 7

10

18

2003

54

11

: _____

: _____

: _____

(1)

(1)

| 7 | 0 | 4 | 3 | | 1 |
|----|----|----|----|--|----|
| 9 | 6 | 1 | 2 | | 2 |
| 5 | 0 | 4 | 1 | | 3 |
| 7 | 2 | 4 | 1 | | 4 |
| 6 | 0 | 2 | 4 | | 5 |
| 4 | 0 | 2 | 2 | | 6 |
| 3 | 1 | 1 | 1 | | 7 |
| 2 | 0 | | 2 | | 8 |
| 2 | 1 | | 1 | | 9 |
| 3 | 1 | 2 | | | 10 |
| 1 | 0 | | 1 | | 11 |
| 1 | 0 | | 1 | | 12 |
| 1 | 0 | | 1 | | 13 |
| 1 | 0 | | 1 | | 14 |
| 1 | 0 | | 1 | | 15 |
| 1 | 0 | 1 | | | 16 |
| 54 | 11 | 21 | 22 | | |

2004

()

| 1999 | | | / | 1 |
|------|--|--|---|---|
| 1995 | | | | 2 |
| 1951 | | | / | 3 |
| 1989 | | | / | 4 |

تقرير عن قطاع التعليم الفني والمهني

| | | | | |
|------|--|--|---|----|
| 1987 | | | / | 5 |
| 1970 | | | | 6 |
| 1976 | | | / | 7 |
| 1982 | | | / | 8 |
| 2003 | | | / | 9 |
| 2002 | | | / | 10 |
| 2003 | | | / | 11 |
| 2003 | | | / | 12 |

() ()

| | | | | |
|------|--|--|---|----|
| | | | | |
| 1979 | | | / | 1 |
| 1983 | | | / | 2 |
| 1979 | | | / | 3 |
| 2000 | | | / | 4 |
| 2003 | | | / | 5 |
| 1981 | | | | 6 |
| 1976 | | | / | 7 |
| 1987 | | | / | 8 |
| 1992 | | | / | 9 |
| 1994 | | | / | 10 |
| 1998 | | | / | 11 |
| 2000 | | | / | 12 |
| 2002 | | | / | 13 |
| 1980 | | | / | 14 |
| 1975 | | | / | 15 |

| | | | | |
|------|--|--|---|----|
| 1980 | | | / | 16 |
| 2003 | | | / | 17 |
| 1971 | | | / | 18 |
| 1977 | | | / | 19 |
| 2003 | | | / | 20 |
| 1986 | | | | 21 |

() ()

| | | | | |
|------|--|--|---|----|
| | | | | |
| 1970 | | | / | 1 |
| 1982 | | | | 2 |
| | | | | 3 |
| 2001 | | | | 4 |
| 1994 | | | / | 5 |
| 1982 | | | / | 6 |
| 1972 | | | | 7 |
| 1978 | | | | 8 |
| 1985 | | | / | 9 |
| 2000 | | | / | 10 |
| 2000 | | | | 11 |
| 1982 | | | / | 12 |
| 2002 | | | | 13 |
| 1986 | | | | 14 |
| 1977 | | | | 15 |
| 1987 | | | | 16 |
| 2002 | | | | 17 |
| 1982 | | | / | 18 |

| | | | | |
|------|--|--|---|----|
| 1972 | | | | 19 |
| 1970 | | | / | 20 |
| 2003 | | | / | 21 |

: _____ :

()

()

: -

2003-2002 (% 1.9) 2001-2000 (% 1.5)

(%2)

(% 1.4)

2003-2002

)

(2334)

(5715

(% 4.3)

. 2003-2002

8.2 %20 %71.8

()

%

: -

(% 1.0)

2003 -2002

2001 -2000

(% 5.5)

⋮ _____ ⋮

⋮ -

⋮ -

⋮ -

⋮ -

⋮ -

⋮ -

⋮ -

⋮ -

⋮ -

⋮ -

⋮ -

⋮ -

⋮ -

⋮ -

⋮ -

⋮ -

⋮ -

⋮ -

⋮ -

⋮ -

-

-

-

-

-

-

-

-

-

-

-

-

2003/2002

-

-

-

2001-1997

2003 - 2002

)

2003

(

:

-١

2003 426 1055 •

1175 464 2840 •

1368 761 •

27 6039 •

2463 3603 •

917 11511 •

147 •

645 •

792

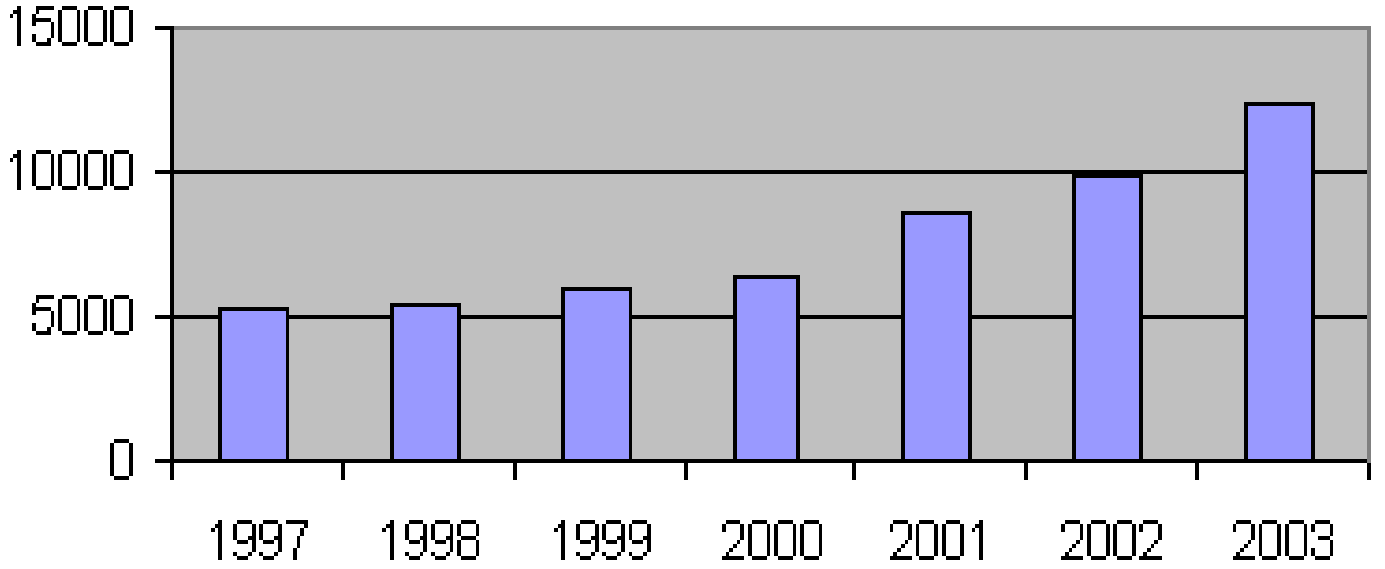
(5)

2003 / 1997

- ()

| | 2003 | 2002 | 2001 | 2000 | 1999 | 1998 | 1997 | / |
|-------|-------|------|------|------|------|------|------|---|
| 8070 | 3058 | 1748 | 1136 | 692 | 498 | 407 | 531 | |
| 13670 | 1343 | 2670 | 2247 | 2139 | 1849 | 1812 | 1610 | |
| 6549 | 1460 | 1607 | 1787 | 528 | 500 | 364 | 303 | |
| 3066 | 501 | 522 | 424 | 476 | 343 | 349 | 451 | |
| 22499 | 6066 | 3246 | 3004 | 2572 | 2788 | 2420 | 2403 | |
| 53854 | 12428 | 9793 | 8598 | 6407 | 5978 | 5352 | 5298 | |

رسم بياني يوضح اعداد الطلاب المقدمين في معاهد التدريب المهني
والفني للفترة ٩٧ - ٢٠٠٣ م




/

()

| | 2003 | 2002 | 2001 | 2000 | 1999 | 1998 | 1997 | / |
|-------|------|------|------|------|------|------|------|---|
| 1772 | 478 | 309 | 222 | 176 | 128 | 278 | 181 | |
| 2926 | 603 | 501 | 417 | 408 | 406 | 244 | 347 | |
| 3015 | 301 | 450 | 507 | 596 | 411 | 399 | 351 | |
| 749 | 89 | 74 | 76 | 94 | 101 | 131 | 184 | |
| 7356 | 1939 | 806 | 1070 | 925 | 882 | 729 | 1005 | |
| 15818 | 3410 | 2140 | 2292 | 2199 | 1928 | 1781 | 2068 | |

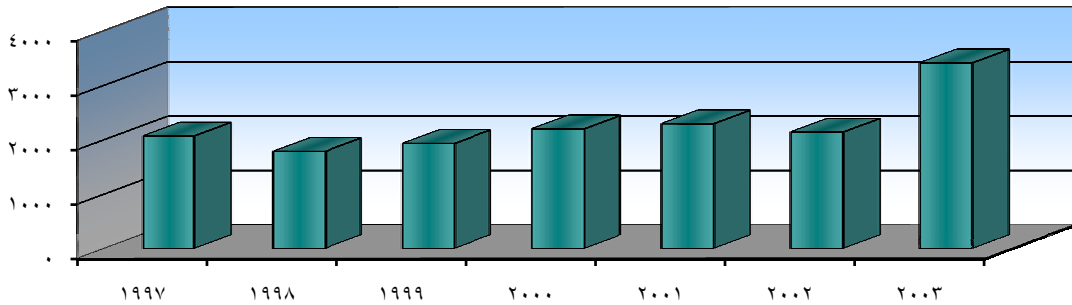
2003

اجمالي الخريجين من مؤسسات التدريب المهني والتقني التابعة للوزارة للاعوام ٢٠٠٣/١٩٩٧ م



المعاهد المهنية التجارية المعاهد المهنية الصناعية المعاهد التقنية
 معاهد التدريب المهني المعاهد المهنية الزراعية والبيطرية

اجمالي الخريجين من مؤسسات التدريب التابعة للوزارة للاعوام ١٩٩٧ - ٢٠٠٣ م



:

4, 319, 985, 000 2003

4, 291, 070, 000

. 2004

:

•

-1

(45)

-

(29) -

(999,616,504)

(183,648,942) (14) :

11) 2003 () -

(344,690,249) . (

٢- تمويل من مشروع تطوير التدريب المهني .

-A

| 2003 | | | | |
|------------|--------------|--|---|---|
| 451,271.46 | 979,731.17 | | / | 1 |
| 175,514.57 | 1,090,035.06 | | / | 2 |
| 626,786.03 | 2,069,766.23 | | | |

(2003 - B

| 2,060,878.83 | 1,745,068.26 | | / | 1 |
|--------------|--------------|--|---|---|
| 1,132,590.60 | 980,075.56 | | / | 2 |
| 769,889.60 | 700,101.32 | | / | 3 |
| 1,107,932.35 | 998,378.00 | | / | 4 |
| 919,615.02 | 782,884.97 | | / | 5 |
| 1,173,340.37 | 918,619.59 | | / | 6 |
| 547,582.94 | 464,117.17 | | / | 7 |
| 7,711,829.71 | 6,589,244.87 | | | |

() - C

| 83,518.87 | 70,205.80 | | | 1 |
|------------|------------|--|-----|---|
| 188,376.39 | 157,069.07 | | / | 2 |
| 138,061.34 | 124,048.06 | | - / | 3 |
| 128,986.05 | 111,624.40 | | | 4 |

تقرير عن قطاع التعليم الفني والمهني

| | | | | | |
|--|------------|------------|--|---|----|
| | | | | | |
| | 139,923.66 | 127,645.38 | | - | 5 |
| | 65,110.63 | 51,999.25 | | - | 6 |
| | 40,462.07 | 33,853.25 | | - | 7 |
| | 49,942.68 | 41,619.25 | | - | 8 |
| | 80,001.00 | 66,919.00 | | - | 9 |
| | 25,486.68 | 21,979.68 | | - | 10 |
| | | | | | 11 |
| | 7,509,040 | 6,258,530 | | | |
| | 195,892.43 | 164,371.18 | | | |
| | 7,509,040 | 6257530 | | | |

:

2005

. 600,000

| | | | | |
|--|---------|---|--|---|
| | | | | |
| | 300,000 | / | | 1 |
| | 300,000 | | | 2 |
| | 600.000 | | | |

:

1987

2000)

16

(2,190,000)

(2003

:

-

(8,760,000)

(7)

2003

(7,000,000)

(MOU)

(1,760,000)

2004

:

2005

-

(1,634,000)

2004

2004

. 2004

:-

-

:-

Oil & Gas operator -

Equipment Maintance -

. /

: -

:-

. -

. -

. -

:-

/ -

. / -

. / -

: -

(2001 1999)

2003

) (1,278,000

.(2003 2002)

. 2003

:

:

)

(33)

(2003 1997

.

: 2003

2003 (18) -

.

-

(7) -

.

: (5) -

.

:

(6,840,000)

2001/8/4

(9,240,000)

: ()

-

(19)

(39)

(50)

(16)

:

-

2003

2002

12

/

:

2003/12/18

-

-

⋮

⋮

- 1

- 2

- 3

- 4

.()

- 5

- 6

- 7

- 8

)

- 9

- 10

- 11

- 12

- 13

- 14

- 15

- 16

- 17

- 18

2002

2

⋮

-

-

-

-

-

-

-

- 8

- 7

2003 - 2002

.-

-

-

-