



United Nations Environment Programme

برنامج الأمم المتحدة للبيئة • 联合国环境规划署

PROGRAMME DES NATIONS UNIES POUR L'ENVIRONNEMENT • PROGRAMA DE LAS NACIONES UNIDAS PARA EL MEDIO AMBIENTE
ПРОГРАММА ОРГАНИЗАЦИИ ОБЪЕДИНЕННЫХ НАЦИЙ ПО ОКРУЖАЮЩЕЙ СРЕДЕ

:

-

+

"

"WEHAB"

.(WSSD)

(JPOI) "

"

(CSD-9)

2001 / 27 16

-

-

(1/9)

(2) *

(4)

(1) :

(3)

(5)

:

+

*

2015 (MDGs)

) (GDP) .(%20

(1) :

(2) %20

(3)

2002 " " (UNEP) 2001 / (CAMRE) " (ESCWA) "

2003

-1 (2003)

(1)

2003 / 9 / 28

.(2012 - 2002)

-

.2007 - 2006

2007

2006

21

/ 4

2003

: " .2003

"

21

" :

" .

..

21

: _____

: _____

: _____

2003

(1)

2003 /

2003

-:

-
-
-
-
-
-
-
-

5	-	
5	-	
7	:	-
12	-	
17	:	-
19	-	
22	-	
22	-	
25	-	
29	-	
38	-	
38	-	
	40	-	
44	-	
	:	-	
53	-	
53	-	
	55	-	
57	-	
60	-	
15	-1	
32 2003	-2	
33	-3	
33 ()	-3	
34 2003 2002	-4	

35	.. (2003)	-5
362003	-6
37 2003	-7
21	-1
42003	-1
10	-2
		-3
14	
		-4
18 (2012-2002)	
24(2002)	-5
28	-6
41	-7
42	-8
45	-9
48	-10
52 (RPMSES)	-11

-

21

"

"

-

-1

:

25

21 _____ -2

1992 (UNCED)

"21 "

() () : ()
() () :

21

(2) (4) (5) (1) :
(3)

(6)
21

_____ -3

2000 /

2015
":

2015 "

باء - الطاقة: قضايا رئيسية وتحديات

1- الطاقة ونتائج الدورة التاسعة للجنة التنمية المستدامة التابعة للأمم المتحدة

2001 /

:

.21

_____ (*) ()

.2015

_____ ()

:

_____ *

_____ ()

)

(

_____ ()

” ”

(CDM)

_____ ()

:

: (2)

		(2)	
	1.4	(FY2003)	•
			•

(WHO) (UNEP) (EPA) (UN DESA)

U.S. Department of State. Website: <http://www.state.gov/g/oes/rls/fs/2003/19942.htm> :

(WEHAB)

-2

226/65 199/55

21

-3

1992

21

.IV III II

_____ - II ()

(8)

:

(1)

(2)

(3)

_____ - III ()

(13) (1)

(14) (2)

_____ - IV ()

: (37)

(36)

(UNFCCC) (1)

(2)

(UNFCCC)

(3)

جيم - الطاقة والقضايا المشتركة للتنمية المستدامة

(1/9) () 21

:

_____ -1

(1/9)

_____ -2

21

()

(1)

(3)

		(3)		
				_____ ()
	(E-7)			-
	700			-
.2003	43			-
	26		32	-
				_____ ()
	(2)			-
				-
				-
				-
				_____ ()
				-
				-
		2	2015	-
				-

	:	.a
88		.b
		-

(1)

/	
	-1
	-2
()	-3
	-4
	-5
/	-6
	-7
	-8
	-9
	-10
	-11
	-12
	-13
	-14

(CSD-9)

33

:

()

(1)

(2)

(3)

(4)

(ب) التعاون الدولي

:

(1)

(2)

(3)

		(4)	
	:	(2012-2002)	
			-1
			()
			()
			()
			()
		(2007-2004)	-2
	2005-2004		2007-2006
	:		
			-3
	(1) :	:	()
(3)	(2)		
			()
	:	(1) :	()
	(2)	(3)	
		:	()
	(2)	(1)	

3

(1) :

_____ - 1

(2)

()

()

()

()

()

()

()

()

()

()

()

()

-2

()

(1) :

()

(2)

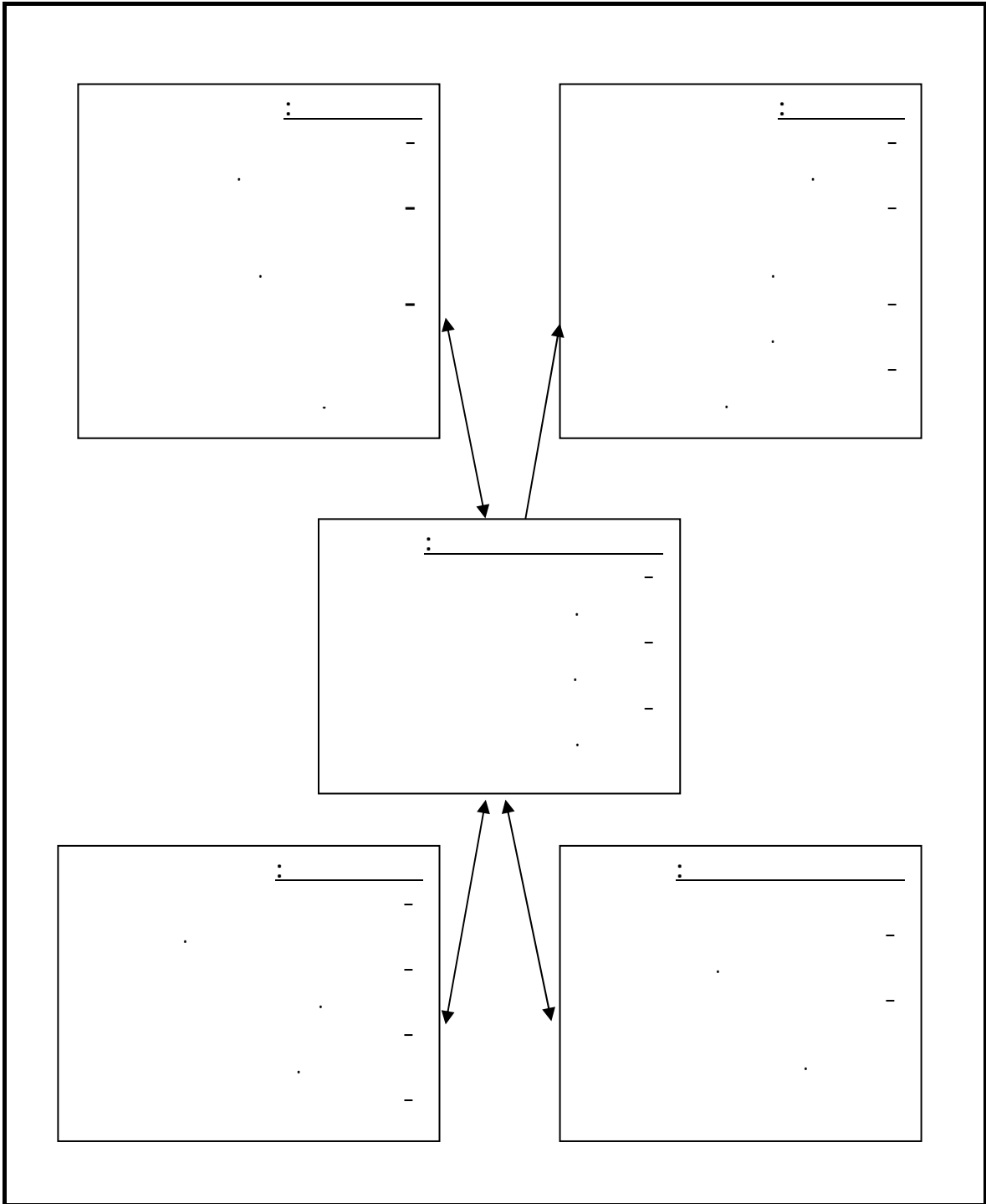
(3)

()

()

()

(1)



-

% 20

2003

% 21

- 1

()

(2003 - 2000)

(2)

5.5	4.7	395	305	2003	2015
2003					
34.4)				22.1	67.3
28.7)	(10.8		32.9)	(
22)		(8.4	23.9)	(
		(6.6	20.2)	(
0.2					
2.6					
		2025	2015	1.9	1.5
					2.1

()

% 54 % 44

% 57.4

2000 1980

75.3
139

(2)

46.3

.2020 2000
7.3 4

.2020 % 61.4 2010
2000

72.3

.2002

- 2

(UNDP)

2004

"HDI"

173 (3)
(1)

0.956

0.908 0.939

40 0.843

0.838

0.465 152

(44)

(

85 .2003

(3)

2003 \$ 2 \$1

\$ 1

% 30 \$ 2

2000

- 3

(Electrification Rate)

(2)

7.7

% 72.8

% 79

%.64.2

2000

(%21 4)

64.3

2003

(5)

(2003)	(5)
(21.4)	64.5 •
(20.3) 60	•
% 10 5	•
2 (88)	% 29 •
	•
(2)	:

2

:

(HDI)

:

()

()

()

-

- 1

()

()

2003 454 2003 (4) (1) :

3 5170 33 2002 72

/ 7.35 2003

/ 12

" "

_____ ()

115828 2003

% 92

28500) (12172)

(17822) (9763) (

جمهورية (5)

...

_____ - 2

()

()

) 2003

28.9

(

22.2 77.3

.% 2 2

% 3 3

)

145.4

(

7.3

(

20

)

- 3

()

364

2003

2002

1996

4.2 ي

%2.5

%45.3

%52.3

()

509.8

2003

%29.4

(5)

%87

443.6

()

%55 5

%17 9

%16 7

% 26

% 43

()

: 2003

(7)

1196

(1)

1523

155 81 26

9532 14536 35726

1445

(2)

2271

0.51

(3)

0.27

(6)

35.7 0.026 2003

30

1373

1196

0 51

0.27

-
-
-
-
-

-

_____ - 1

:

_____ ()

_____ ()

_____ ()

21.4 _____ (2002 % 2) ()

6.6

_____ ()

_____ ()

_____ ()

_____ ()

_____ - 2

:

_____ ()

"

"

:

(1)

"

"

(2)

(3)

"

" "

"

(4)

(5)

(GEF)

(NEPAD)

(CDM)

(ODA)

()

:

(1)

(2)

(3)

()

2003

(2)

()	%	(3)	(2) ألف نسمة		(1) 2002		
			2000	2003			
274	5	95.0	21.3	5039	5480	90	
161	4	96.0	13.3	3247	4036	49	
4	0.6	99.4	7.8	638	690	40	
534	5.4	94.6	34.5	9564	9891	92	
688	2.0	98.0	42.9	32249	34400	108	
671	92.3	7.7	66.8	706	727	136	

688	92.3	7.7	16.0	680	745	154	
554	2.3	97.7	13.8	22009	24088	77	
23048	70.0	30.0	63.9	31081	32926	139	
352	2	98	48.6	16320	17582	106	
8945	92.3	7.7	72.5	9596	9691		
1280	5	95.0	32.5	23920	25609		
158	6	94.0	24.0	2402	2640	74	
1320	⁽⁵⁾ 50.0	⁽⁵⁾ 50.0	⁽⁴⁾ 22.2	3191	⁽⁴⁾ 2640	102	
30	5	95.0	7.3	566	592	47	
0	0	100	4.0	2217	2547	44	
192	5	95.0	10.3	3765	3844	80	
12	0.2	99.8	12.4	5640	6221	58	
4173	6.2	93.8	57.3	63305	67313	120	
8700	28.9	71.1	44.5	28729	30105	125	
2673	92.3	7.7	42.3	2508	2896	152	
10099	50	50.0	75.3	18261	20198	149	
64558	21.40	78.6	46.3	285633	304861		
:							
.2004 (1)							
.2004 (2)							
.2002 2002 (3)							
(4)							
(5)							

(-3)

⁽²⁾ 1996/1990		/	⁽¹⁾		⁽¹⁾ 2002		
			\$2>%	\$1>%			
89	89	1.80	7.4	2>	0.75	90	
78	79	19.88	-	-	0.824	49	
100	97	12.99	-	-	0.843	40	
95	97	2.072	10	2>	0.745	92	
91	97	1.89	6.6	2>	0.704	108	
48	58				0.530	136	
27	36	0.84			0.454	154	
60	63	8.77	-	-	0.768	77	
-	-	0.60	90.0		0.505	139	
87	95	1.21	19.0		0.710	106	
-	-	-					(*)
67	69	8.18	-	-	0.770	74	
80	81	32.87	-	-	0.833	47	
65	65	16.39	-	-	0.838	44	

-	-	4.84	12.0	-	0.758	80	
96	98	3.42	-	-	0.794	58	
74	86	1.05	43.9	3.1	0.653	120	
63	81	1.47	14.3	2>	0.620	125	
55	64	0.38	63.1	25.9	0.465	152	
-	-	0.57	45.2	15.7	0.482	149	
()							(*)
2004							:
(E/ESCWA/SDD/2003/BOOKLET.2) 2003-							(1)
-							(2)

()

(-3)

0.956	1	
0.939	8	
0938	9	
0.932	16	
0.908	22	

(1) 2003 2002

(4)

/ 2003	/ 2002	2002	2003		/ 2003	
103						
778	1614	292			22	
280	1	-	-	-	-	
35			2	3	3	
513	397	23	3	3	115	
1995	5285	579	2	2	108	
93				2	10	
245	401		2	1	40	
10						
687	1343	334	1	1		
80	904		2	1	41	
			(2)2			
137	581	269			10	
905	1138	2898		1		
380	922	775		4	38	

719	93		12	21	42	
165						
25						
200	310		1	6	25	
7350	12989	5170	27	45	454	
2004						
-						
:						
(1)						
(2)						

(2003)

(5)

(2)			(1)		(2)	(1)	
			(2002)	(2003)			
7341	7988	1788	21800	9860	5480	90	
44419	49450	12172	-	80224	4036	49	
6810	7715	2629	12000	8964	690	40	
8548	9224	2567	66200	26903	9891	92	
22484	29515	6678	180400	64886	34400	108	
			1000		727	136	
176	200	112	1400	625	745	154	
132488	149767	28500	276900	211160	24088	77	
1541	1620	887	59500	19678	32926	139	
19839	29543	7079	61500	21264	17582	106	
266	280	66	-		9691		
32000	34000	8000	-	23464	25609		
7607	10320	2550	33800	21593	2640	74	
(3) 2581		140	-		2640		
9954	11160	2655	-	19458	592	47	
30937	34105	9763	37800	41743	2547	44	
9950	10680	2641	19400	18594	3844	80	
11342	14329	4556	-	21305	6221	58	
77825	88855	17822	252600	70928	67313	120	
14341	16388	4048	112900	44269	30105	125	
429	538	178	6200	1100	2896	152	
2736	4098	997	16200	11561	20198	149	
443614	509775	115828	1159600	717579	304861		(*)
							(*)
							:
							.2004 (1)
							.2004 - (2)
							(3)

(1) 2003

(6)

/								
		(***)	(**)	(*)		(2)		
-	5.5	5.5	-	5.5	7	-	90	
-	852.6	1180	2446	3298.6	6060	97.8	49	
-	175.7	226	200	375.7	92	0.1	40	
0.2	35.1	46	69	104.3	78	0.3	92	
8.0	1555.3	2970	1855	3418.3	4516	12.0	108	
-	0.0					-	136	
-	0.0					-	154	
-	1128.1	1147	9200	10328.1	6646	262.8	77	
8.0	0.0	0.0	250	258	85	0.8	139	
18	146.1	165	538	702.1	371	3.2	106	
-	0.0						(****)	
20	192.3	⁽⁶⁾ 255	1295	1507.3	2802	110.6		
-	943.2	401	853	1796.2	849	5.9	74	
-	0.0	-	-	-	85	-		
-	601	705	745	1346	25667	16.9	47	
-	160.9	179	2140	2300.9	1557	96.5	44	
6.0	0.0	-	-	6	-	-	80	
-	114.7	264	1460	1574.7	1314	36.0	58	
65.0	490.1	516	815	1370.1	1755	3.7	120	
20	0.0	0.0	0.0	20	3.0	0.0	125	
0.2	0.0			0.2		-	152	
-	0.0	372	459	459	453	4.0	149	
145.4	6400.6	8431.5	22325	28871	52340	650.6		
11957	48416	-	76800	137173	175770	1147.8	(3)	
1.21	13.2		29.06	21.04	29.78	56.68		

(*)
(**)
(***)
(****)

()

:

.2004

(1)

.2004

(2)

BP 2004 Statistical Review of World Energy (3)

2003

(7)

(3)			(2)	(1)	
/ . .	/ /	. . /			
0.53	1340	951	5.21	90	
0.48	11006	9532	38.47	49	
1012	9870	14536	10.03	40	
0.25	864	682	6.75	92	
0.48	654	906	31.17	108	
				136	
0.48	236	403	0.3	154	
0.44	5500	3827	92.18	77	
0.14	47	81	2.68	139	
0.72	1128	867	15.24	106	
	27	26	0.25		
1.16	1250	1066	27.30		
0.31	2881	2538	6.70	74	
	727	250	0.889		(4)
1.09	16814	35726	21.15	47	
0.38	12146	6160	15.69	44	
0.34	2588	1639	6.30	80	
0.76	1823	2609	16.23	58	
0.73	1156	770	51.82	120	
0.26	476	379	11.42	125	
0.41	148	155	0.45	152	
0.38	135	216	4.37	149	
0.51	1445	1196	364		(*)
0.267	2271	1523	9981		(3)
					(*)
			.2004	(1) :	
			2004	(2)	
				(3)	
			.2002	(4)	

-40 -

.()

.

.

.

-

-1

1992

%7 7

%79

-2

:

2003

2.3

(1)

3.1

0.27

2003

0.51

(2)

230 200

1992

340

(3)

.2001

(4)

(Energy

.Labeling)

-3

.(100 2001 145)
) .(/ 20000)
 .(150

_____ -4

45

2001 8456 2003
 ()

_____ -5

. 84

_____ -6

() :
 ()
 ()

()

_____ -1

"
 ."

(7)

_____ ()

_____ (1)

" "

_____ (2)

_____ ()

_____ (1)

: _____ (2)

_____ ()

_____ (1)

_____ (2)

2

25000 " "

لهيئة

(PERSGA)

(ROPME)

(UNEP/Map)

: _____ (3)

" (7) "

(7)

:

" "

.

1999

":

."2002 "

(1)


(2)

(3)

: _____ (4)

(8)

(8)



: _____ (5)

: _____ (6)

_____ -2

:

_____ ()

:

8 4 (CCS) 2001 8456 (1)

(CHP) (2)

(CHP) (3)

600

_____ ()

_____ ()

10 5

_____ ()

50 2000
90 80

_____ ()

(DSM)

(9)

-

1992

(9)

-1

:

(Energy Audits)

()

()

% 13 1

% 40

% 22

7000

(1) :

()

(2)

(3)

()

()

-1

()

.1997

:

()

()

()

()

()

(10)

_____ - 2

:

()

:

()

()

2001 /

-1

2003 /

10

2

2003

2004

2008

13

2005

-2

6

3

1.5

()

:

3 ((90)) " " (1)

25 2006 (2)

500 (3)

2002 / (4)
) 120 2003 5 3.5 (3.4

()

2001 / (1)

(1) : 24 () (2)

(Farell) - 8 (2) (34)
530

() (3) 18

.2006 16 10

_____ ()

:

-
-
-
-
-

2003 _____ ()

(1)

2003

2003 /

"

"

.2003

21

(RPMSES) _____ ()
(ESCWA) _____

(11) 2000 /

(1) :

2004 2002⁽²⁾)

(3) (85

()

21-20)

(2004 / -

2004 / : 22-20 () -

(11)

(RPMSES)

(ESCWA)

2000

(REPM)

(ESCWA)

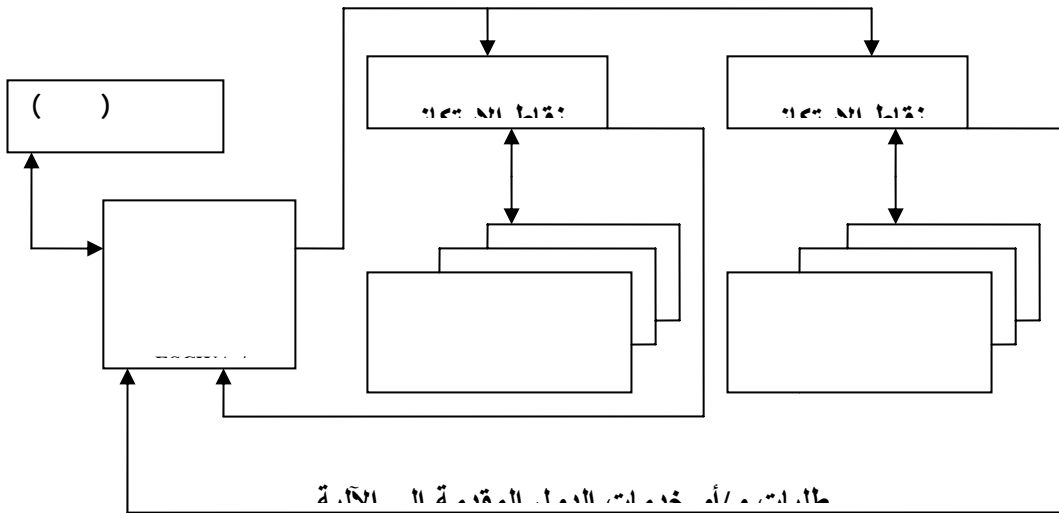
2002 /

2004 /
"

"

"

"



:

-

-

:

-1

21

()

/ 28

2003 / 9
(2012-2002)

()
2001 /

:

:

- 2006

"ECOSOC"

()

:

2007

(1) :

(2)

(3)

:

()

:

2002

%20

-1

29

2

-2

35.7 0.026

2003

1.196

0.27

0.51

()

()

(1)

:

-
-
-
-
-

•

()

()

" "

"ODA"

"GEF"

"CDM"

-

:

(1)

(2)

			(3)
			(4)
.2020	%2)	(5)
			(6)
			(7)
			(8)
			(9)
			(10)
		:	
			(11)
			(12)

-

_____ -1

:

: _____

.2015

: _____

: _____

: _____

"

"

_____ -2

:

_____ ()

:

(1)

(2)

(3)

(4)

(5)

\

(6)

(7)

" "

(8)

(9)

()

:

(1)

:

(2)

.a

.b

.c

.d

.e

:

(CDM)

.(GEF)

- WEHAB Working Group “*A Framework for Action on Energy*”, August 2002. (1)
- World Summit on Sustainable Development, Plan of Implementation, Website: (2)
www.johannesburgsummit.org/html/documents/summit-docs/2309-planfinal.htm/
- Commission of Sustainable Development; Report of the 9th Session., 1, E/CN.17/2001/19, Website: (3)
<http://www.un.org.esa.sustdev/csdg-2001.html>
- Millennium Declaration. Website: <http://www.un.org/millennium/summit.htm> (4)
- League of Arab States (2002) unified Arab Economic Report (5)
- CAMRE; Abu Dhabi Declaration on Perspectives of Arab Environmental Action, Feb, 2001 (6)
- CAMRE, LAS “*The Sustainable Development Initiative in the Arab Region*”, 2002 (7)
- CAMRE, LAS “*The Abu Dhabi Declaration on Environment and Energy, 2003*”, Feb, 2003 (8)
- / E/2003/29-E/CN.17/2003/62 : - (9)
- UNEP/ROWA, “*Energy and Environment; A frame work for Action in the Arab Region, a discussion paper*”, (10)
 distributed at Environment and Energy Conference, Abu Dhabi, Feb, 2002
- Agenda 21: The United Nations Programme of Action from RIO, June 1992, Chapters 3,4,7,9&14. (11)
- UNDP, “*Energy for Sustainable Development, A Policy Agenda*”, New York, 2002 (12)
- US Department of State, Website: <http://www.state.gov/g/oes/rls/fs/2003/19942.htm> (13)
- ESCWA, *Population Policies and Indicators in Arab Countries – Booklets – 2003* (14)
 (E/ESCWA/SDD/2003/Booklet.2)
- UNDP, *Human Development Report*, N.Y. 2002 (15)
- International Energy Agency. *World Energy Outlook: Energy and Poverty 2002*, Paris 2002 (16)
- 2004 2004 () (17)
- " " (18)
- _____ E/ESCWA/SDPD/2003/3 (19)
- : " "
- _____ " " _____ " _____
 E/ESCWA/SDPD/2003/-- (20)
- _____ .2002 _____ (3) E/ESCWA/ENR/2002/3
- International Association of Oil and Gas, “*The Oil and Gas Industry from Rio to Johannesburg and beyond, contributing to Sustainable Development*”, Johannesburg, 2002. (21)
- United Nations Economic and Social Commission for Western Asia. *Options and Opportunities for Greenhouse Gas Abatement in the Energy Sector of ESCWA Region. Volume II: The Power Sector*, New York 2001 (E/ESCWA/ENR/2001/14) (22)
- Dr. Salah Al Ajlan. *Developing Sustainable Energy Policies and Participation for Electrical Energy Conservation in Saudi Arabia*. Paper presented at the EGM on “Promoting Awareness and Participation in Developing Sustainable Energy Policies and Systems, and Integration with Environment and Energy”, Abu Dhabi, 2-5 February 2003. (23)
- United Nations Economic and Social Commission for Western Asia. *Efficient Use of Energy in the Industrial Sector: An analysis of options for selected ESCWA Member States*, New York 2001 (E/ESCWA/ENR/2001/14) (24)
- United Nations Economic and Social Commission for Western Asia. *Efficient Use of Energy in the Industrial Sector: An analysis of options for selected ESCWA Member States*, New York 2001 (E/ESCWA/ENR/2001/14) (24)
- 2004 (25)
- (26)
- (27)